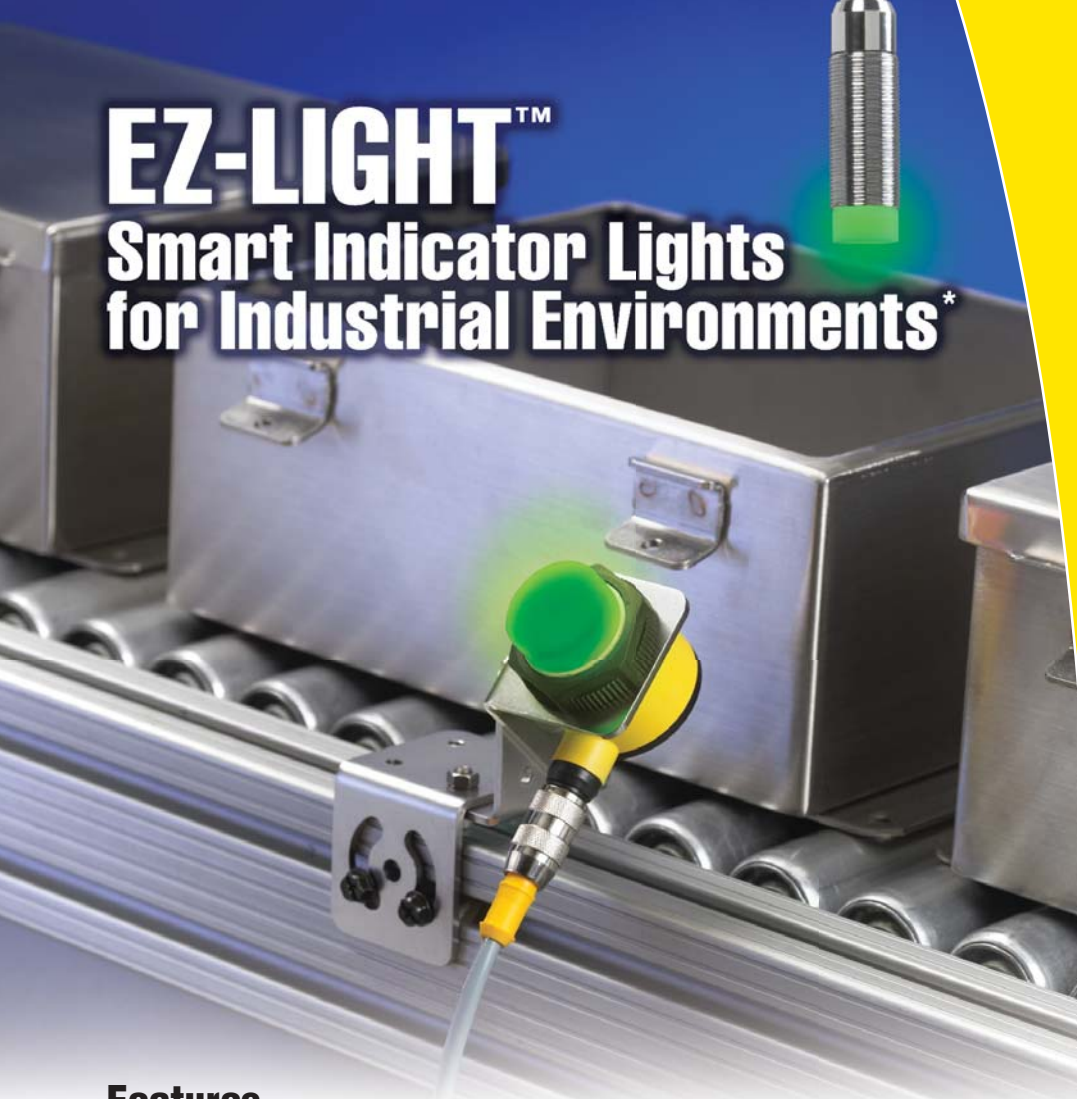


EZ-LIGHT™

Smart Indicator Lights for Industrial Environments*



Applications for EZ-LIGHT™




RUN Mode



STOP Mode



GOOD Part



BAD Part



Process 1

Process 2

Process 3

Process Identification



Pick-to-Light

Replace Soldered
Panel Indicators
& Oil-Tight Lights



Features

- ▶ Compact, unobtrusive and inexpensive.
- ▶ Replaces cumbersome Post and Stack lights.
- ▶ Position conveniently near the operator.
- ▶ Straight and right-angle enclosures.
- ▶ Programmable for multiple colors and flashing functions in a single light (most models).
- ▶ Each light contains three colors; red, yellow, green – optional colors available.
- ▶ IP67 water-tight enclosure for machine mounting.
- ▶ Rugged, solid-state design eliminates bulb replacement.
- ▶ Euro-style, 4-pin QD connection; no soldering or moisture issues.
- ▶ Compatible with PLC or other logic-level control outputs.
- ▶ Install without certified personnel.
- ▶ Non-programmable models available.

Three Housing Styles

Three colors in each light.



M18

T18

T30

bannerengineering.com

1.866.816.5187

BANNER®

more sensors, more solutions

EZ-LIGHT™ Indicators

EZ-LIGHT Models



Model	Housing Style/Mounting	Light Functions	Supply Voltage	Connection*	QD Cables
M18SL1Q	In-Line, 18 mm barrel	Red, Green, Yellow Light, Flash or Cycle	10-30V dc @ 50 mA	4-Pin Euro-Style Quick Disconnect	Optional (see chart below)
T30SL1Q	Right-Angle, 30 mm barrel				
T18DL1Q	Right-Angle, 18 mm barrel	Red, Green, Yellow Light			

*Integral cable models also available. Contact factory or go online for more information.

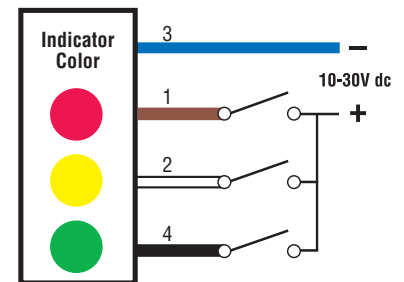


Programmable for Seven Light and Flash Functions*

Models			Light/Flash	Hookup†	Function
M18	T30	T18			
•	•	•			Red glows steady
•	•	•			Red flashes
•	•	•			Yellow glows steady
•	•	•			Yellow flashes
•	•	•			Green glows steady
•	•	•			Green flashes
•	•	•			Red, Green, Yellow flash cycle

*Model T18DL1Q not programmable

EZ-LIGHT Hookup†



† Wiring key: 1 = Brown; 2 = White; 3 = Blue; 4 = Black



EZ-LIGHT Quick Disconnect (QD) Cables

Style	Model	Length	Connector
4-Pin Euro	MQDC-406	2 m (6.5 ft)	Straight
	MQDC-415	5 m (15 ft)	
	MQDC-430	9 m (30 ft)	
	MQDC-406RA	2 m (6.5 ft)	Right-Angle
	MQDC-415RA	5 m (15 ft)	
	MQDC-430RA	9 m (30 ft)	

EZ-LIGHT Mounting Brackets

Model	Use With	Description
SMB18A	M18, T18	12-gauge stainless steel, right angled bracket with a curved mounting slot for versatility and orientation
SMB30A	T30	



www.bannerengineering.com/ezlight

Banner Engineering Corp., 9714 Tenth Avenue North, Minneapolis, MN 55441 U.S.A.
 Phone 763.544.3164 Fax 763.544.3213 bannerengineering.com email: sensors@bannerengineering.com
 PRINTED IN U.S.A. Copyright, 2004 Banner Engineering Corp.

P/N 73259



more sensors, more solutions